



Lameness is a multifactorial disease.
The following management factors will influence the incidence of lameness.

COW COMFORT

- avoid overcrowding
- provide properly designed and maintained stalls
- minimize heat stress
- flooring should provide good traction, but minimal wear

CLAW CARE

- practice maintenance trimming (2x/year)
- provide therapeutic trimming
- properly maintain and administer foot baths
- maintain a clean and dry environment

TRANSITION

- minimize abrupt ration changes to reduce rumen upsets
- strive to maximize animal health

NUTRITION

- provide nutritionally balanced diets
- provide properly mixed and delivered rations
- formulate rations to minimize sorting
- feed diets with proper micronutrient fortification
- feed 4-Plex® or ZINPRO® for improved claw integrity



PERFORMANCE MINERALS™

800-445-6145 or 952-983-4000

Fax: 952-944-2749

www.zinpro.com

Locomotion Scoring of Dairy Cattle



Steven L. Berry, DVM, MPVM
University of California, Davis, CA
with adaptations from Nigel B. Cook,
University of Wisconsin-Madison
and
Zinpro Corporation, Eden Prairie, MN

D-4025 April 4, 2006











Locomotion Scoring of Dairy Cattle*

Locomotion scoring is based on the observation of cows standing and walking (gait), with special emphasis on their back posture. This system is intuitive and, therefore, easy to learn and implement. Use of locomotion scoring is effective for early detection of claw (hoof) disorders, monitoring prevalence of lameness, comparing the incidence and severity of lameness between herds and identifying individual cows for functional claw (hoof) trimming.

Animal observations should be made on a flat surface that provides good footing for cows. Cows scoring 2 or 3 should be examined and trimmed to prevent more serious problems. Trimming should be done by a competent trimmer with the goal of returning the claws to functional weight bearing and conformation.



* Adapted from Sprecher, D.J.; Hostetler, D.E.; Kaneene, J.B. 1997. Theriogenology 47:1178-1187 and contribution from Cook, N.B., University of Wisconsin.

<p>Locomotion Score 1</p> <p><u>Clinical Description:</u> Normal</p> <p><u>Description:</u> Stands and walks normally with a level back. Makes long confident strides.</p>	 <p>Back Posture Standing: Flat</p>	 <p>Back Posture Walking: Flat</p>
<p>Locomotion Score 2</p> <p><u>Clinical Description:</u> Mildly Lamé</p> <p><u>Description:</u> Stands with flat back, but arches when walks. Gait is slightly abnormal.</p>	 <p>Back Posture Standing: Flat</p>	 <p>Back Posture Walking: Arched</p>
<p>Locomotion Score 3</p> <p><u>Clinical Description:</u> Moderately Lamé</p> <p><u>Description:</u> Stands and walks with an arched back and short strides with one or more legs. Slight sinking of dew-claws in limb opposite to the affected limb may be evident.</p>	 <p>Back Posture Standing: Arched</p>	 <p>Back Posture Walking: Arched</p>
<p>Locomotion Score 4</p> <p><u>Clinical Description:</u> Lamé</p> <p><u>Description:</u> Arched back standing and walking. Favoring one or more limbs but can still bear some weight on them. Sinking of the dew-claws is evident in the limb opposite to the affected limb.</p>	 <p>Back Posture Standing: Arched</p>	 <p>Back Posture Walking: Arched</p>
<p>Locomotion Score 5</p> <p><u>Clinical Description:</u> Severely Lamé</p> <p><u>Description:</u> Pronounced arching of back. Reluctant to move, with almost complete weight transfer off the affected limb.</p>	 <p>Back Posture Standing: Arched</p>	 <p>Back Posture Walking: Arched</p>